

SPECIAL SERIES



Easy PowerXL

New 30 kW high-pressure water jetting units



PTC
Water Jetting Equipment

Easy Power XL : the best answer More power for fast and effective



*to all your requirements
operations*




GENERAL FEATURES

- Sturdy painted tubular frame with anti-corrosion treatment
- Ergonomic grips for easier manoeuvrability
- AISI 304 stainless-steel coated panels
- Practical housings for gun and lance
- 2 x ø 400 solid wheels with steel hub and ball bearings
+ 2 castor wheels with brake
- Asynchronous three-phase 30 kW 4-pole (1400 rpm)
high-efficiency IE3 motor
- Flexible motor-pump coupling joint
- Industrial low-voltage (24V) ignition panel with star-delta
ignition and 10 metres of power cable
- Remote switch with thermal magnetic relay for motor
protection
- Rotating master switch, ignition, emergency switch-off
and shut down buttons

OPTIONAL

- Supplied with 4 large solid wheels and braking system
- Supplied with 4 castor wheels with brake
- Available in ATEX/EX version



The power of a system in a compact
Utmost mobility and versatility



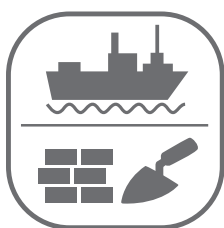
act high-pressure cleaner in every application



SECTORS OF USE



High-pressure cleaning companies



Building sites and boatyards



Iron and steel works and mechanical engineering firms



Food-industry companies



Oil, chemical and energy companies

MAIN APPLICATIONS



Removal of paint, rust and graffiti from steel and/or concrete surfaces



Cleaning building scaffolding



Removal of scale deposits and/or marine fouling



Cleaning ships' decks



Cleaning ships' holds



Idrosabbatura

EASY POWER XL

38/400 - 30/500



STANDARD FEATURES

- HPP ELHR 38/500 and ELHR 30/600 pumps
- Direct water suction
- DN100 pressure gauge with S/S casing (full scale 1000 bar)
- Unloader valve VHP70 in stainless steel with pressure release (reset at 50% of set pressure)
- Safety valve SVL70 in stainless steel
- 100 mesh water filter at pump inlet with controllable cartridge
- No-water alarm pressure switch (set at 1 bar)








OPTIONAL FEATURES







- Available in 60 Hz version
- Total-Stop
- "Double use" version (two 15/500 delivery hoses on each branch)
- Remote cable emergency stop
- Pump oil over-temperature alarm thermostat
- Water can with booster pump

STANDARD ACCESSORIES

- Gun with lance (1.2 m long), knob and flat jet nozzle (15°-25°) with ceramic insert
- High-pressure delivery hose 20 m long
- S/S quick couplings (only on 30/500)

OPTIONAL ACCESSORIES

						
Nozzle with 0° round jet	ML700 rotating nozzle	Pedal valve complete with pipe flushing probe and reaction nozzle	Sandblasting nozzle	20 m delivery rubber hose extension kit	S/S hose reel kit for at most 40 m of 3/8" rubber hose	TST protective clothing

MODEL MODELLO	PUMP POMPA	R.P.M. GIRI/MIN													
			Ph	V	Hz	bar		l/h		HP		kg		(L x W x H) cm	
EASYPower XL 400 E	ELHR 38/500	1000	3	400	50	400		2280		40,0		560		139 x 89 x 107	
EASYPower XL 500 E	ELHR 30/600	1000	3	400	50	500		1800		40,0		560		139 x 89 x 107	

EASY POWER XL

20/800 - 15/1000



STANDARD FEATURES

- HPP EVR 20/800 and 15/1000 pumps
- Suction from S/S internal water can with 55 litre capacity by means of electric booster pump with S/S impeller (*)
- DN100 pressure gauge with S/S casing (full scale 1600 bar)
- S/S pressure adjustment valve HPP RP06 with hand-wheel and bypass drain in can
- Safety valve with rupture disc (1000 bar on 20/800 – 1250 bar on 15/1000 bar)
- 100 mesh water filter at can inlet with controllable cartridge. 20 micron HPP FP03 S/S water filter at pump inlet (booster outlet)
- No-water alarm pressure switch (set at 2.5 bar)
- Locking collars according to EN 1829-2 standard

OPTIONAL FEATURES

- Easy Power XL 20/800 available in 60 Hz version
- Remote cable emergency stop
- Pump oil over-temperature alarm thermostat
- Machines are also available without can and booster in case of supply from fire-protection systems







ACCESSORI STANDARD

- Gun with 1 metre long “Dump” lance and high-pressure nozzle
- High-pressure delivery hose 20 m long

(*) In case of connection to fire-protection system (with supply pressures higher than 3 bar) the water tank resets the pressure so there is no need to disconnect the booster pump.

OPTIONAL ACCESSORIES

					
ML700 rotating nozzle	Pedal valve complete with pipe flushing probe and reaction nozzle	Pedal valve	Sandblasting nozzle	Quick couplings on pump, delivery hose and gun	TST protective clothing

MODEL MODELLO	PUMP POMPA	R.P.M. GIRI/MIN								
			Ph	V	Hz	bar	l/h	HP	kg	(L x W x H) cm
EASYPower XL 800 E	EVR 20/800	900	3	400	50	800	1200	40,0	580	139 x 89 x 107
EASYPower XL 1000 E	EVR 15/1000	730	3	400	50	1000	900	40,0	580	139 x 89 x 107

www.ptcitaliana.com



PTC
High Pressure Jetting

P.T.C. srl Via F.lli Canepa, 132 F › 16152 Genova (Italy)
tel: +39 010 6509422 › fax: +39 010 6509406
info@ptcitaliana.com › www.ptcitaliana.com